



ELTS20: Elite Trendelenburg System 20° - Set Up Guide



1. To begin place the Anti-Slip Mat at the base of the table.




2. The Positioner should then be aligned on top of the Anti-Slip Mat.



3. Fasten straps to the rail.



4. Place the headrest as close to the Positioner as possible.



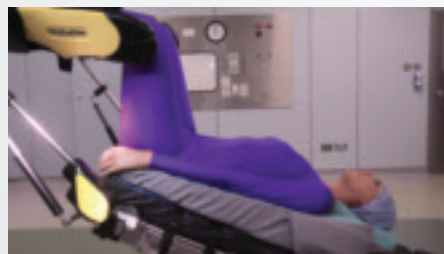
Please note directional arrows.



5. When transferring - Make sure the patients shoulders are placed in line with the indicators.



6. Place the patients head on the headrest.



Once the patient is correctly positioned, place the patients legs into stirrups.



Scan the QR Code to view an online video demonstration.



TO SEE MORE
SCAN HERE

ELTS20: Elite Trendelenburg System 20° Includes all of the below

1. TR012 - Trendelenburg Headrest **2.** ELT900 - Elite Trendelenburg Positioner **3.** ELT015 - ET Anti-Slip Mat





ELTS40: Elite Trendelenburg System 40° - Set Up Guide



1. Follow steps 1,2,4,5 & 6 above from the ELTS20 Set-Up. Straps do not need to be fastened.




2. Shoulder Supports and Arm Retainers should be used. Once patient is on the Positioner, Shoulder Supports can be added.



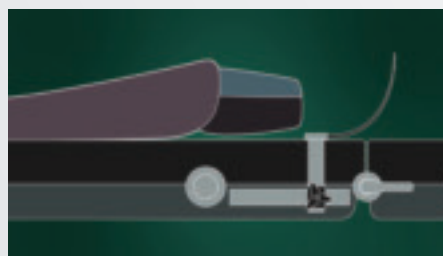
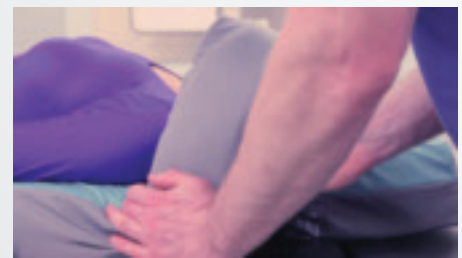
To attach Shoulder Supports, fit L-Bracket provided by sliding the L bracket into the receiver located at the front of the Support.




3. The L-Bracket should be placed into the Clamp.



4. Gently slide the Shoulder Supports forward underneath the patient.



5. If there is not a continuous rail, or if fixing prevent the attachment. Move the system back to a position that best accommodates the Shoulder Supports and Clamps.



6. Manoeuvre the pockets over the Shoulder Supports.



7. Secure the system by tightening the Clamps on the surgical rail. Arm retainers can be added by pushing the flat side of the board under the mattress.



8. Before Surgery a tilt test should be performed, to ensure patient is secure. Our system also works in lateral tilt.

ELTS40: Elite Trendelenburg System 40° Includes all of the below

- 1.** TR012 - Trendelenburg Headrest **2.** ELT900 - Elite Trendelenburg Positioner **3.** ELT015 - ET Anti-Slip Mat
4. ELT21 - ET Shoulder Support x2 **5.** ELT22 - ET Arm Retainer x2 **6.** ELT23 - ET L-Bracket x2 **7.** ELT24 - ET Clamp x2 (need to specify US, UK, EU)

